

AUFBAUANLEITUNG

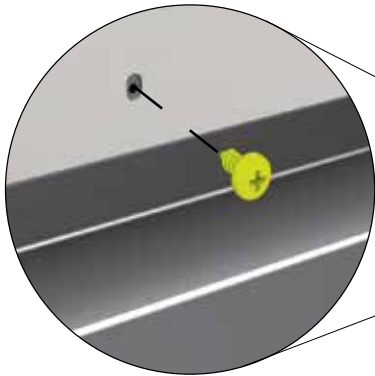
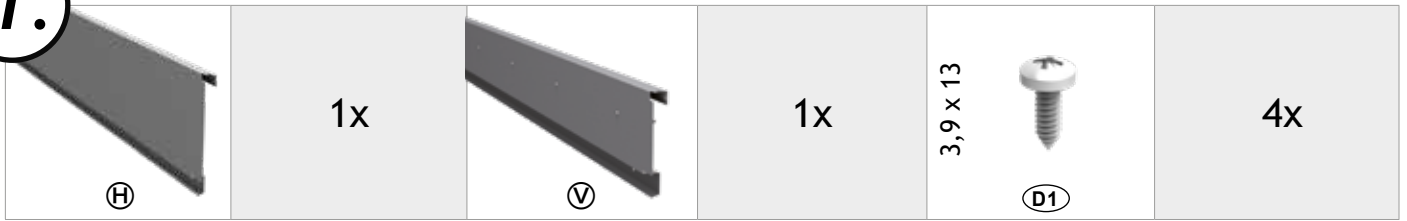
„Frühbeetaufsatz“

- Ⓜ GB Assembly manual for “Cold frame extension”
- Ⓜ FR Notice de montage du “Serre”
- Ⓜ NL Opbouwbeschrijving voor “Serre”
- Ⓜ ES Instrucciones de montaje de “Semillero superpuesto”
- Ⓜ IT Istruzioni di montaggio “Sopralzo per l'aiuola rialzata”
- Ⓜ DK Monteringsvejledning for “Mistbænk”

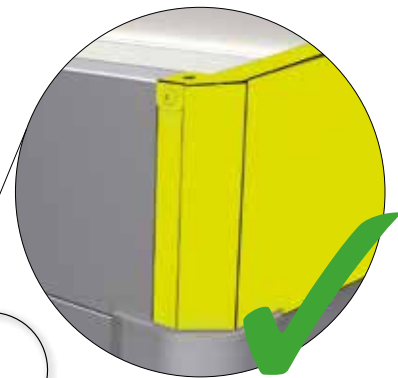


For further languages please go to: www.biohort.com/downloads



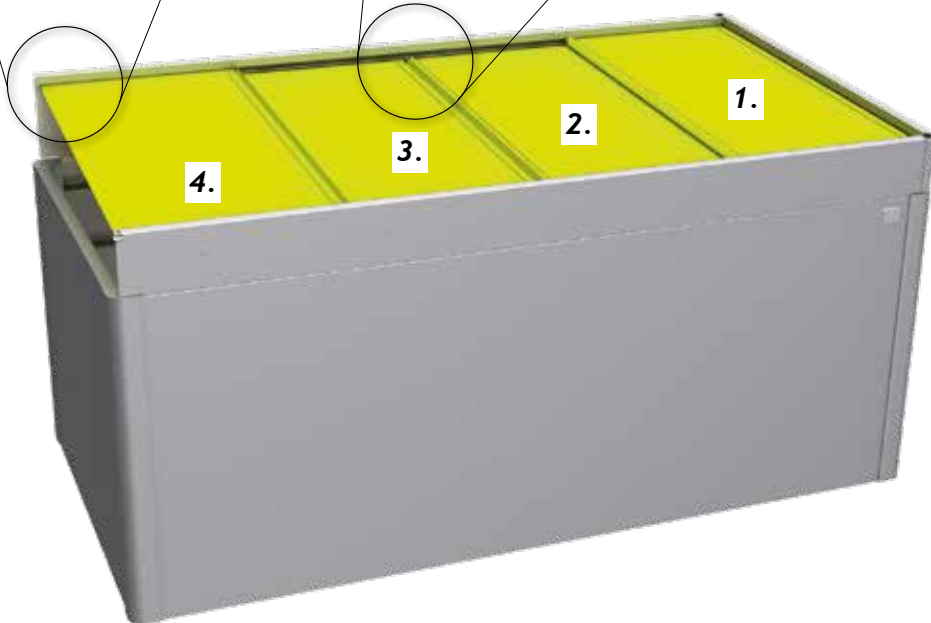
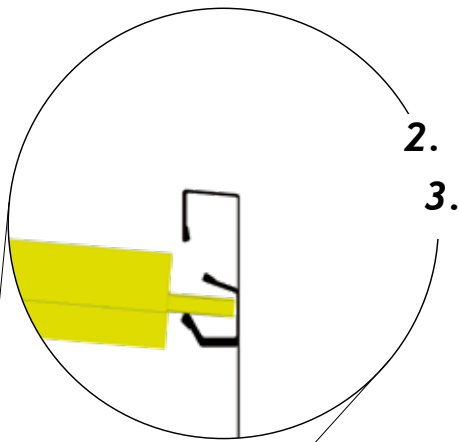
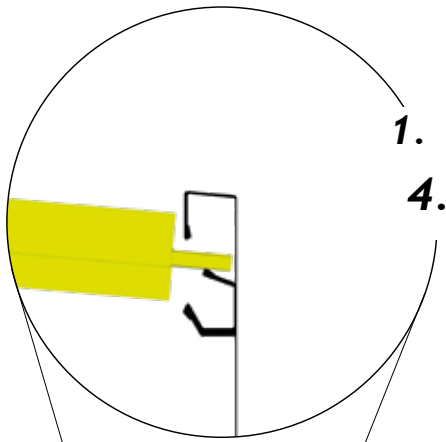


1.





2.


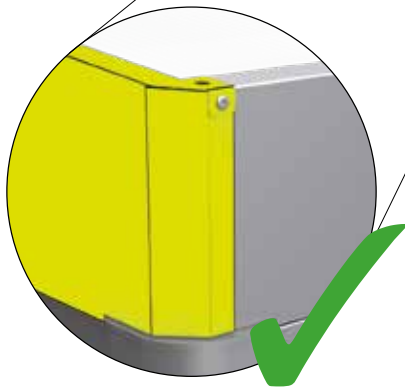
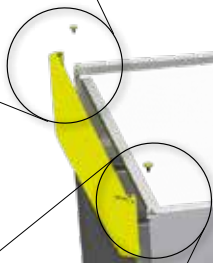
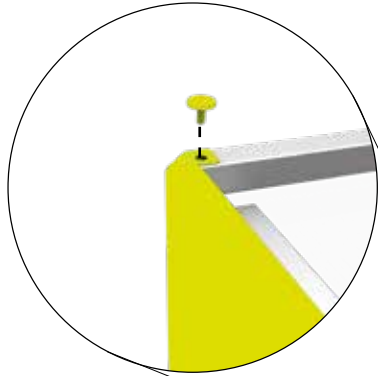


3.



4.

	1x		2x
Ⓛ		ⓁD1	



Kontrollnummer:
Control-number / Contrôle-Qualité / Controlenummer:

Bei Reklamationen bitte anführen:
Kontrollnummer und Artikelnummer des reklamierten Teils.

GB: In case of complaint please indicate the control-number and the number of the item, which is subject of complaint.

F: Pour toutes réclamations: prière de joindre le numéro de contrôle et le numéro d'article de la pièce litigieuse.

NL: Bij reclamaties svp doorgeven: controlnummer en artikelnummer van het desbetreffende onderdeel.

YHO65001_0119



Biohort GmbH
Pürnstein 43, 4120 Neufelden, Österreich
Tel.: +43-7282-7788-0
E-Mail: office@biohort.at, www.biohort.com